

# Team-100 Team Heart Rate Monitoring Application Download Process

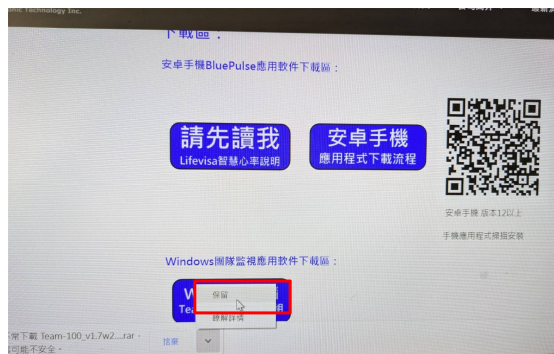
(for Windows computer operating system version 7 or above)

1. This application allows users to select different heart rate data for groups of 20, 30, 40, 50, 60, upto 100 people, depending on the number of team members and the size of the display screen.

## 2. Program download process



Select this button to respond to the computer's prompt.

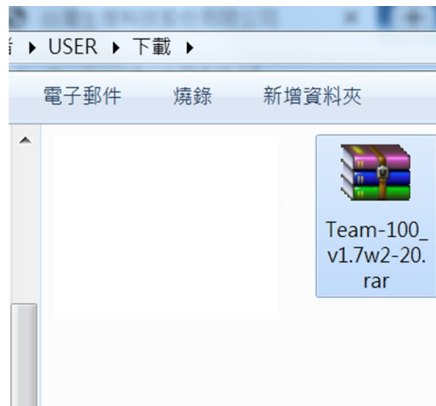


Check the "Keep" box to respond to computer prompts.

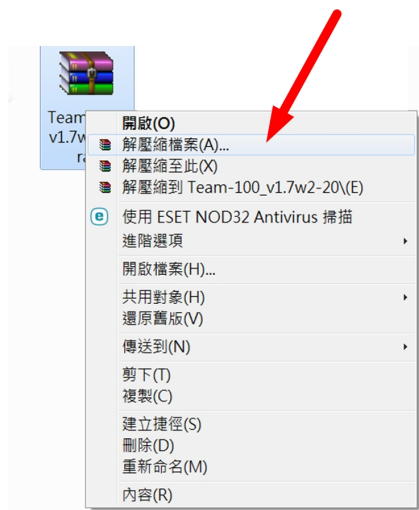


The computer displays "Download successful".

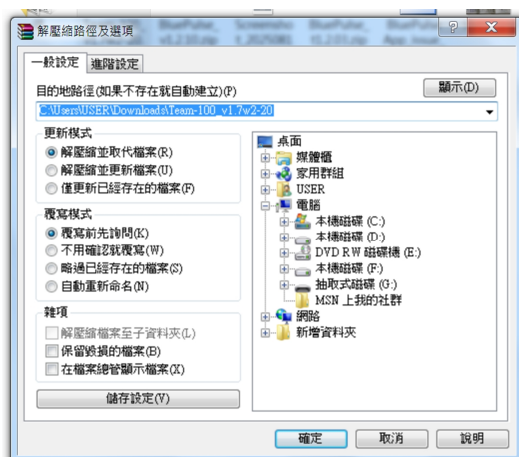
### 3.Program decompression process



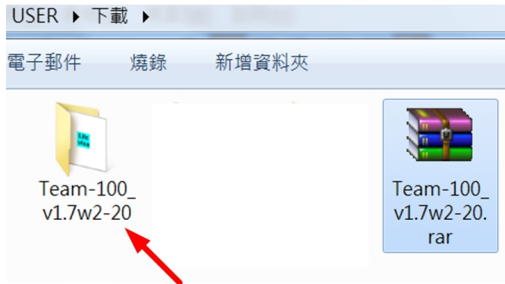
Find the downloaded application in the computer's download section and click on it.



Perform decompression

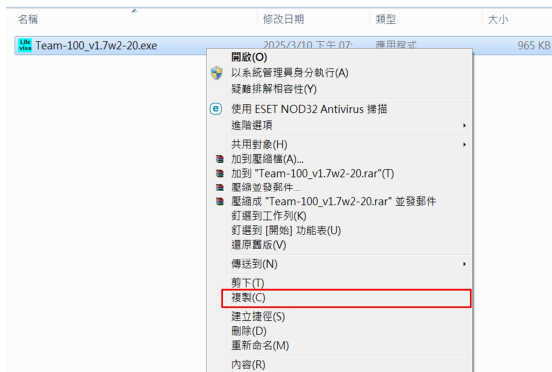


Set the download location for the program (click OK if left to be specified by your computer).

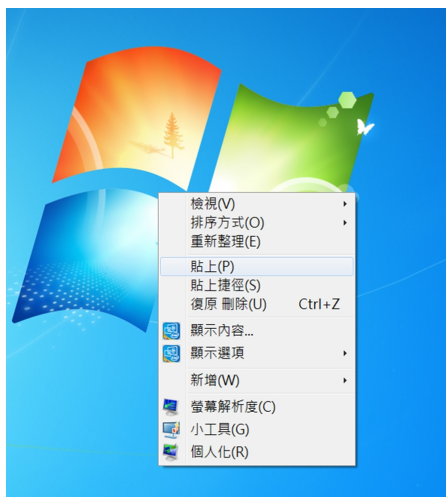


The computer will automatically generate an "executable folder" after decompression.

#### 4. Drag the executable file to the display screen.



Copy executable file



Attach on display screen

#### 5. Congratulations! You have successfully decompressed the file.

